

Tourist Guidebook

# TATEYAMA Chiba



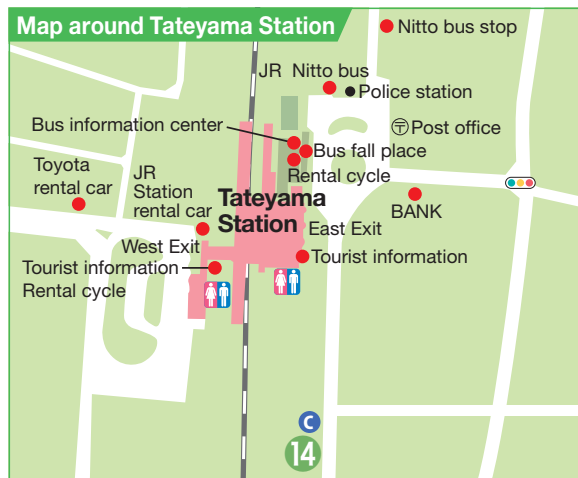
タテヤマ

©studio crocodile・館山市  
館山市マスコットキャラクター

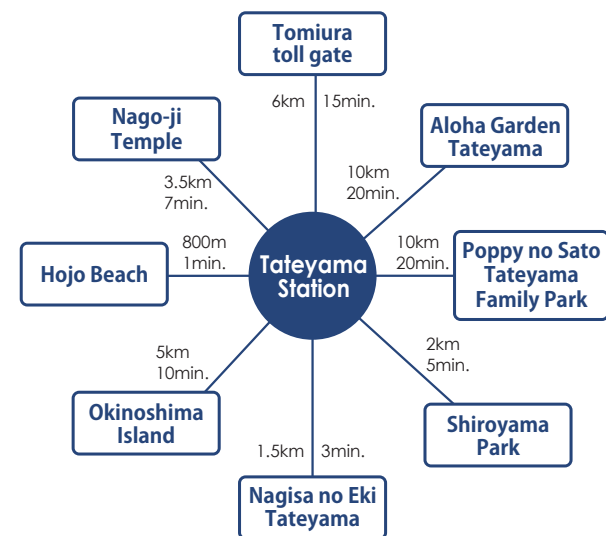




# Map of Tateyama



There are bus stops and taxis at JR (Japan Railways) Tateyama Station, allowing access to a range of destinations. Bicycles and cars are also available for hire. These services are located at different places, so please check that you have the proper place.



## Contents

- Map of Tateyama ..... 2
- Seasonal events in Tateyama ..... 4
- Shiroyama Park ..... 6
- The sunset Mt.Fuji ..... 7
- Area Guide ..... 8
- Recommended Course ..... 11
- Gourmet ..... 14
- Accommodation ..... 16
- Emergency (etc.) ..... 18
- Access ..... 20

## Bus Line

Tateyama City has two separate bus systems, JR Bus and Nitto Bus. Each of them operate separate routes. A number of routes start at the bus stop at the East entrance of Tateyama Station. Take a JR bus to go to the south side of Tateyama City and along the coast; for the Strawberry Picking Center and Nago-ji Temple to the north, take a Nitto bus. A Nitto route also takes you to Gake Kannon (Daifuku-ji temple).



- Convenience store
- Restroom
- WiFi spot
- The sunset spot
- Rental cycle
- Cherry tree spot
- Photography spot
- Mt.Fuji spot
- 1~14 Gourmet (P14•P15)
- 1~15 Accommodation (P16•P17)



**FREE Public wireless LAN access point**

- A. Municipal athletic ground
- B. Hojo Beach free rest house
- C. Tateyama Station
- D. Tateyama City Hall
- E. Public Library
- F. Nanohana Hall
- G. Community Center
- H. Nagisa no Eki Tateyama
- I. Shiroyama Park
- J. Ideno athletic ground
- K. Sunosaki Lighthouse
- L. Toyotsu Hall





# Spring

Season when various flowers bloom "It is the season of flower". Taste the refreshing sea breeze and just right place for cycling.



## Classical view of Awa shrine

E-3

Awa shrine is said to be referred to as beginning of god around this region. [see info \(P.10\)](#)



## Azaleas the view from shiroyama

C-3

Enjoy the full blooms of 500 Yoshino cherry trees-the most common cherry tree in Japan. And in May about 6,000 azaleas and 4,000 Satsuki azaleas come into bloom.



## Few minutes walk to sea

B-3

There are many safe places to go for a swim in Tateyama City. Hojo beach is just three minutes' walk from west of JR Tateyama Station.



## Lighting up the scenery with 10thousand Firework

B-3

About ten thousand fireworks are launched over the sea in the festival, lighting up the summer sky. The fireworks launched from the sea are a particular attraction. The festival is held on August 8th every year.



## Hottest Event "Flamenco festival"

B-4

Japanese college students who love flamenco gather here every summer from all over the country to enjoy the Flamenco Festival. You can see flamenco every day in Tateyama City on and around August 10th.

# Fall

The gentle sea breeze makes winter season arrive very slow so you can enjoy autumn leaves from middle of November. And perfect season for doing trekking.



## Spectacular "Yawatan-machi"

B-4

With a history reaching over a thousand years, The biggest festival in Tateyama city is "Yawatan-machi". Eleven mikoshi and five dashi (float) from fifteen shrines in the area turn out for the event. Enjoy the rolls of drum and energetic voice echo.



## Nanso Satomi Festival

B-3

This festival has traces of the period of civil wars in Japan 500 years ago, and it is a time to experience the history and traditions of Tateyama. There' s a parade of 200 people or more dressed as samurai, and a reenactment of a battle from this period. There' s a festive taiko drum contest and a fireworks show to add to the excitement.



## Trees dressed with Red and Yellow

C-3

Tateyama City is a particularly warm part of Japan. The season of autumn leaves happens in November and December, with the trees dressing themselves in red. There are lots of shrines and temples in the woods where you can enjoy the fall colors.

# Winter

It is unusual having below freezing point so it is called "Temperate Area" and you can enjoy various flowers bloom in the fields even in January. Here is the warmest place in capital region, including Tokyo and Kanagawa.



## Yudate Shinji (Boiling Water Ceremony)

C-1

On or around January 15th at Itsukushima Shrine by the sea, they hold a festival in which boiling water is heated up in pots and then scattered, to pray for good catches for the fishermen and for good luck against illness. They say it is good luck if you get sprayed with this hot water - you will be lucky and free from misfortune.



## Enjoy Marathon

Tateyama Wakashio Marathon is held in late January, in the temperate breeze, along a beautiful coastline. It's a popular marathon, with over ten thousand people taking part.



## Pick your own colorful flower

D-2

Tateyama family park is where you can enjoy many colorful flowers. Pick the flowers that appeal to you most and biggest buds. [see info \(P.12\)](#)



## Taste fresh strawberry

B-4 C-4

The most delicious fruit which we can taste during the winter is Strawberry. Strawberry picking is very popular activity. Pick and eat the fruit you like. [see info \(P.12\)](#)



## Get a taste of history and sense of wild nature

Tateyama Castle is a replica of the original structure built during the period of civil wars in Japan 400 years ago. The park is located on the site of the castle of the Satomi Clan. From January to March, about 200 plum trees bloom here; from February to April, kawazu cherry trees along with kanhi cherry trees, Yoshino cherry trees and double-blossomed Yaezakura cherry trees come into bloom to the number of 500. These are followed by about 6,000 azaleas in middle and late April, coloring the park. This park is a spot that has earned **two stars in the Blue Guide travel book**.



### Tateyama Castle (Hakkenden Museum)

C-3

☎0470-23-5212 / 📧Inside Shiroyama Park/🕒Opening hours: 9:00 to 16:45 (Doors close at 16:30.) / Closed: Mondays (or Tuesdays if Monday is a public holiday) and the New Year period / 🎫Entrance fee: General Visitors: 300 yen (250 yen); Elementary, Junior and Senior High School students: 150 yen (100 yen); NOTE: numbers in brackets are for groups of 20 and over; NOTE: tickets also allow entry to the main museum building



### Fitting experience of Armor and Helmets

Here, you can try on replicas of the original armor and helmets from the age of civil wars in Japan and around 1600. A fitting experience can be done on Sunday every week.

☎0470-23-5212

### Tateyama Municipal Museum

Located in Shiroyama Park, Tateyama Municipal Museum's exhibits feature the history and traditional customs of the city.



### Chance to Experience Traditional Culture

There's also a tea ceremony room is located in Shiroyama Park. Tea ceremony is a traditional Japanese culture years, with its forms regulated by etiquette and ceremony. Tea ceremony meetings are held on an unscheduled basis.

☎0470-22-3698 / 📧Lifelong Learning Division

## A magnificent scenery of Mt.Fuji in Tateyama



### The sunset is so great

Situated along the shore, Tateyama City's scenery is very beautiful as the sun goes down. While the Hojo beach is especially beautiful – earning its place in the Top One Hundred Sunsets of Japan – you can enjoy the beauty of the twilight all over the city.


### The Beauty of Mt.Fuji

Mt.Fuji is a renowned World Heritage site. It is visible over the waters from Tateyama. The distance to Mt.Fuji is about 110km, about the same distance from Tateyama to Tokyo.



### Diamond Fuji

At sunrise and sunset, you can see Mt.Fuji shining like a diamond. This view is referred to as "Diamond Fuji." Every year in the middle of May and at the end of July, you can see this natural work of art from Tateyama Bay (Kagamigaura), interweaving Mt.Fuji and the glistening sun.

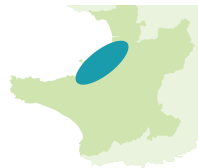




# Tateyama area

館山

This is the downtown area, close to JR Tateyama Station. It is the center of commerce and transport, and an area retaining the city's history unchanged.



## Tateyama Yuhi sanbashi

B-3

Jutting out into the sea, the road-bearing Tateyama Sunset Pier is Japan's longest, at about 500 meters. Many kinds of ships come here to dock throughout the year. There's a maritime history museum at the foot of the pier, along with souvenir shops and other facilities, collectively known as "Nagisa no Eki Tateyama." There is also an observation platform, where you can look out over the pier and Tateyama Bay.

## Nagisa no Eki Tateyama

☎0470-22-3606 (Tateyama City Department of Commerce, Industry and Tourism) / ☎1564-1 Tateyama, Tateyama City / 🕒 Opening hours: 9:00 to 16:45 / Closed: Nagisa Museum: The New Year period and the last Monday of every month; Umibe no Hiroba: The New Year period and Mondays



## Nagisa Museum

B-3

This spot has also earned **two stars in the Blue Guide travel book**. Nagisa Museum, inside Nagisa no Eki Tateyama located at the foot of the pier, exhibits displays of fishermen's lives and tools, along with the boats they sail in. The displays of fishing nets demonstrate that these men really knew their ropes, and the arts of Japanese fishing have been properly handed down through the ages.

☎0470-22-3606 / ☎Inside Nagisa no Eki Tateyama at 1564-1 Tateyama, Tateyama City / 🕒 Open from 9:00 to 16:45 (Doors close at 16:30.)



## Undersea Observation Boat

B-3

From this boat, you can see underwater – the seas off Tateyama, the seaweed and the fish swimming.

☎0470-28-5822 (Nitto Shosen Tateyama Office) / ☎1564-1 Tateyama, Tateyama City (at the entrance to Tateyama Sunset Pier) / 🕒 Opening hours: 9:00 to 16:10 (Last boat leaves at 15:20.) Note: There are occasional other sailings, depending on the season / 🎫 Fee: Adult (junior high school students and over): 2,570 yen; children (elementary school students): 1,290 yen



## Akayama Air-raid Shelter

C-3

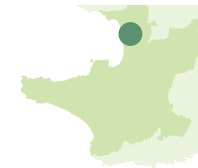
This large-scale set of tunnels was dug as an air-raid shelter during World War Two (to 1945). Some of the 1.6 km of tunnel is accessible to visitors. The shelter held a generator, an office for the Tateyama Naval Air Force base, a hospital and other facilities.

☎0470-24-1911 / ☎192-2 Miyagi, Tateyama City / 🕒 9:30 to 16:00 (Doors close at 15:30.) / Closed: The third Tuesday of every month (or Wednesday if Tuesday is a public holiday) and the New Year period  
**Entrance fee** for Akayama Air-raid Shelter: Individuals: 200 yen; Elementary, junior and senior high school students: 100 yen/ Groups (20 people and over): 150 yen; Elementary, junior and senior high school students in groups (20 people and over): 50 yen

# Nago Funakata area

那古船形

The area around JR Nakofunakata Station is perfect for a quiet walk, with historic temples which remind us of the past.



## Gake Kannon (Daifuku-ji Temple)

A-3

Almost as though clinging to the cliff, here we find a vermilion-painted stage-like hall dedicated to Kannon, the goddess of mercy. The main image is in the inner sanctuary – a standing, eleven-faced statue of the goddess, carved into the natural rock wall. You can admire Tateyama Bay.

☎0470-27-2247  
 ☎835 Funakata, Tateyama City



## Nago-ji Temple

A-3

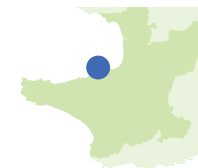
This is one of the 33 sacred places of the Kanto region. The thousand-armed statue of Kannon is recognized as an important national cultural property. Along with this, the temple hosts many other cultural properties, such as a wooden statue of the Amida Nyorai Buddha and a two-storied pagoda. Cherry trees proudly blossom on the temple grounds in the spring, and they hold a festival to celebrate the blossoms.

☎0470-27-2444 / ☎1125 Nago, Tateyama City

# Okinoshima area

沖の島

About 5 km along the coast from JR Tateyama Station, the shoreline runs peacefully before the Maritime Self Defense Force base. With its unspoiled natural coastline, Okinoshima is perfect for swimming or walking by the shore.



## Okinoshima Island

B-2

This small uninhabited island, connected to the mainland by a stretch of sand, is five minutes' walk if you park by the shore. Okinoshima Island is home to many plants and seaside flowers in their seasonal variety. It is perfect here not just for swimming, but for picking up shells and taking walks, too. This spot has been given **two stars in the Blue Guide travel book**.

☎Fujimi, Tateyama City



## Try Snorkeling

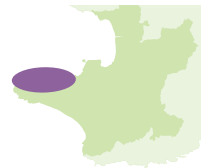
Snorkeling here is fun – you can see marine coral at what they say is its northernmost limit in Japan. You can enjoy a range of enjoyable seaside activities here, like exploring this uninhabited island and doing handicrafts.

NPO Tateyama Umibe no Kanteidan  
 ☎☎0470-24-7088 (closed : Wednesday) / ☎979 Numa, Tateyama City



# Nishizaki area 西岬

The area in the south-west of Tateyama City jutting out into Tokyo Bay is called Nishizaki. This is an area where flower-growing is a thriving business and you can see sunflowers and marguerite blooming here in the summer.



## Sunosaki Lighthouse

The lighthouse is 15 meters height and was built 1919. It is a reference mark for ships entering and leaving Tokyo Bay. This beautiful white chalk structure is registered as an important tangible national cultural property.

☎ 1043 Sunosaki, Tateyama City



## Diving

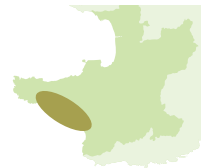
There are also diving spots where you can take a seaside walk in this area. You can take in the area's beautiful sea-shore scenery, which was much beloved by Jacques Mayol.

### Diving Shop

Sea Crop Diving School (Banda) ☎ 0470-29-1575  
 Tateyama Diving Service SARA (Kenbutsu) ☎ 0470-29-5077  
 Nishikawana Ocean Park (Nishikawana) ☎ 0470-29-1411  
 Ito Diving Service BOMMIE (Ito) ☎ 0470-29-1470  
 Hasama Sea Park (Hasama) ☎ 0470-29-1648  
 Okinoshima Diving Service Marine Snow (Okinoshima) ☎ 0470-29-5182

# Heisaura area 平砂浦

The special things about the south side of Tateyama City are the white beaches and out-stretched coastline. This is a resort area with golf courses and guesthouses lined up.



## Aloha Garden Tateyama

Situated next to Nambo Paradise Roadside Station, Aloha Garden Tateyama is a "tropical paradise" which boasts Chiba Prefecture's largest zoo and botanical garden, as well as a special arena for Hawaiian shows. Hawaiian food is also available at the restaurant. The Aloha Zoo and Botanical garden with its tropical plants are unmissable.

☎ 0470-28-1511 / ☎ 1497 Fujiwara, Tateyama City / 🕒 Opening hours: 9:30 to 17:00 (Doors close at 16:30.)  
 Open all year round (Note: unscheduled closures may occur) / 🎫 Entrance fee: Adults: 1,300 yen (1,000 yen);  
 Elementary school students 800 yen (700 yen); Minors (4-6 years old): 500 yen (400 yen) Note: numbers in brackets are for groups of 20 people and over.



## Golf Courses

Tateyama's seaside golf courses boast splendid scenery, with the ocean horizon visible in the distance. There are two courses in Tateyama City.

**Tateyama Country Club** D-2  
 ☎ 0470-29-1111 / ☎ 772-54 Sakai, Tateyama City (27 holes)  
**Boshu Country Club** D-3  
 ☎ 0470-28-1211 / ☎ 1128 Fujiwara, Tateyama City (18 holes)



## Awa Shrine

This shrine, legend has it with a history of over 2,670 years, is the oldest in Awa.

☎ 0470-28-0034 / ☎ 589 Daijingu, Tateyama City

# The Umikaze (Sea-breeze) Course

Let's go around by bicycle



☎ Tateyama city tourist Association

- ☎ JBTSHP TATEYAMA
- ☎ Fureai shop Heisaura
- ☎ Aloha Garden Tateyama
- ☎ Tateyama Family Park

Tel 0470-22-2000  
 Tel 0470-25-7720  
 Tel 0470-28-3111  
 Tel 0470-28-1511  
 Tel 0470-28-1110



## Tateyama Station

This is the downtown area and transport hub of Tateyama City.

☎ 1887 Hojo, Tateyama City

5.5km  
15min.



## Gake Kannon (Daifuku-ji Temple)

This hall in honor of the goddess Kannon, painted in vermillion, is situated on a steep cliff-side, and is known as the "Kannon on the Cliff."

☎ 0470-27-2247 / ☎ 835 Funakata, Tateyama City



3.5km  
10min.



## Hojo Beach

This area is three minutes on foot from Tateyama Station, and with its long beach and shallow waters it is a popular summer swimming spot. It is also perfect for cycling or jogging along the road.

2km  
6min.



## Nago-ji Temple

Nago-ji Temple is surrounded by hills, and there is a 600-meter walking trail through the natural woods. From the observation platform at the top, you can look down over the scenery of Tateyama.

☎ 0470-27-2444 / ☎ 1125 Nago, Tateyama City

# The Shiokaze (Salty Breeze) Course



## Tateyama Station

11km  
22min.



## Sunosaki Lighthouse

The lighthouse is located on hilltop and you can get a fine view of Mt. Fuji and Sunset.

10km  
30min.



## Shiroyama Park

It is about a ten-minute walk up to the top of the hill. You can look down on the Tateyama cityscape from the observation platform at the top.

**Koibito no seichi (Lover's Sanctuary)**  
 Town look of Fuji from Kagamigaura, Tateyama

3 local places in Tateyama which are authorized as "The spot suitable for proposal" from all region of the country.



## Nagisa no Eki Tateyama

There is a small-scale aquarium called Umibe no Hiroba here, reproducing the fish life swimming in the seas off Tateyama. This spot also has a shop selling local agricultural produce and souvenirs, along with a restaurant. It is about 1.5 kilometers to JR Tateyama Station by bicycle.

☎ 0470-22-3606 (Tateyama City Department of Commerce, Industry and Tourism) / ☎ 1564-1 Tateyama, Tateyama City / 🕒 9:00 to 16:45  
**Umi no Marché Tateyama!** ☎ 0470-28-4926  
**Tateyama Nagisa Cafeteria (restaurant)** ☎ 0470-28-4927

1.1km  
4min.



## Tateyama Yuhi sanbashi

You can walk along pier while watching the sunset. And you will also find a monument called "Blue Frame" at center of pier. "The theme of Love"



## Recommended Spots by Car

### C Enjoying Spring Course



Tateyama Station



Aloha Garden Tateyama D-2

You can see cute animals here. There are chances to get up close to the animals, like feeding the parrots, and walking and brushing the goats. The cute otters are very popular, too. **see info (P.10)**

10km  
20min.



Poppy no Sato Tateyama Family Park D-2

From December to May, this 7,500 square-meter flower field boasts a million poppies in bloom. It is a great spot for couples and for families, and the kids will love it.

☎0470-28-1110 / ☎1210 Nenuma, Tateyama City / ☎Opening hours: 8:30 to 17:00 (Opening hours may vary depending on the season.) / ☎Adults:550yen;children(4-12 years old):350yen



Boso Flower Line D-2

With its rape blossoms in winter and marigolds in summer, this seaside road is the perfect place to go for a drive. It is a route where you can feel the fresh sea breeze. This roughly 6-kilometer course won a place in Japan's Top 100 Roads. The best time to see the rape blossoms is from late January through February.

### Sightseeing by car Car rental

#### ☎JR station rental car

The Tateyama station western exit  
Tel 0470-22-7778 / 8:30-18:00

#### ☎Toyota rental car

From the JR Tateyama station western exit, to oceanside, 1 minute on foot  
Tel 0470-23-7061  
8:00-20:00 (1/4-12/30) / 8:00-17:00 (12/31)  
9:00-17:00 (1/1-1/3)



Strawberry picking

If you want to get the best out of the taste of this winter delicacy, we recommend you to pick your strawberries here.

**Tateyama Strawberry Picking Center** ☎0470-22-3466 / ☎257-3 Yamamoto, Tateyama City (parking available) / entrance fee : 1,100yen~1,700yen B-4

**Tateyama Kanko Strawberry Picking Center** ☎0470-22-4717 / ☎16 Oto, Tateyama City (parking available)/ entrance fee : 1,100yen~1,700yen C-4

### D Historical Walk Course



Tateyama Station



Tsurugaya Hachimangu Shrine B-4

#### Tsurugaya Hachimangu Shrine B-4

This head shrine of the old Awa Province enshrines several gods. The shrine was relocated here during the Kamakura period (1185-1333) and renamed under its present name. The shrine was worshipped by the ruling Satomi clan. The ceiling of roof over the front of the shrine is decorated with a carving titled "The Phases of the Dragon," (a municipal cultural property). It is by Goto Yoshimitsu, an outstanding sculptor of south Chiba.

☎0470-22-1258 / ☎68 Yawata, Tateyama City



Tateyama Yacho no Mori (Tateyama Bird Sanctuary) E-3

#### Tateyama Yacho no Mori (Tateyama Bird Sanctuary) E-3

This 22.4-hectare forest has earned mention in the Top 100 Forest Bathing in Japan and Chiba's Top 100 Views. You can take walks and go trekking anytime.

☎0470-28-0166 / ☎553 Daijingu, Tateyama City / ☎Opening hours: 9:00 to 16:30



Jorakuzanmantoku-ji Temple D-3

#### Jorakuzanmantoku-ji Temple D-3

Stretching across the high ground in this temple lies an enormous reclining figure of the Buddha Shakyamuni, 16 meters in length and 30 tons in weight. It is the world's largest statue of the death of the historical Buddha in the Gandhara style. It is said to have the power to help people suffering problems in the lower half of the body and legs.

☎0470-28-2013 / ☎1571 Sunomiya, Tateyama City / ☎Opening hours: 9:00 to 17:00 (to 16:00 in winter) / ☎Adults: 500 yen

### Relax, take your time and enjoy the city of Tateyama even more.

For people who want to enjoy the seascapes and mountain views of Tateyama at their leisure, we recommend cycling and the like. You can go along the coast on horseback too, leisurely and at your own pace.



#### Cycling

You can rent bicycles at Tateyama Station, among other

places. You pay by time, for only as long as you keep the bike. Bicycles are available for hire in other sightseeing spots around Tateyama City. Feel free to ask.

Please refer to 11 pages of upper right.



#### Horse Trekking

You can also have fun riding along the coast on horseback. There is a range of

times and courses, and beginners are welcome. Feel free to inquire.

**Horse Trekking Park Tateyama** ☎080-7722-7533 / ☎1886-1 Inuishi, Tateyama City / ☎Opening hours: 10:00 to 18:00 to sunset / Closed: Mondays and the third Tuesday of every month



#### Beachcombing

With its rich variety of shorelines

and beaches, Tateyama is a popular place to go beachcombing for shells. There are also guided courses. Please check with Umibe no Kanteidan (p.9) for details.

## Sightseeing spot nearby

The fun spot be same with your family. Tateyama and Minamiboso are next.



#### 1 Mother Farm

This livestock farm for flowers and animals stretches out over a broad expanse. Here, you can get up close to cows and sheep, there are playground for smaller kids to have fun, and an amusement park too. Suitable place to visit with families.

☎0439-37-3211 / ☎940-3 Tagura, Futtsu City / ☎Entrance fee: Adults: 1,500 yen; Children (4-12 years old): 800 yen / ☎9:00 to 17:00(holidays) 9:30 to 16:30(Weekday) (Closed on some days in December and January)



#### 2 Mt. Nokogiri

Mt. Nokogiri is 329 meters high. We can still see the remains of quarries for the stones of Boshu here, especially at the peak. From here, you can gaze down on the world beneath from an observation platform called "Jigoku-nozoki" - "Gazing down on hell."

☎0470-55-1103 (Nihon-ji Temple) / ☎184 Motona, Kyonan Town



#### 5 Loquats

Loquats are produced in great number in the areas around Tateyama from May through June, and they are well known as a special product of this region. Grown over a limited period of time, these fresh, sweet loquats are called "Boshu biwa."

☎0470-33-1091 (Tourism Promotion Section, Minamiboso City)



#### 6 The Ama Festival (July)

An ama is a free-diving female, who collects shellfish and so forth from the seabed. Their fishing skills have been handed down from generation to generation. They are still active in Minamiboso City, and this festival in July celebrates them. The ama wear white costumes and carry burning brands of wood into the water. They make a magical sight as they swim through the summer nighttime sea.

☎0470-33-1091 (Tourism Promotion Section, Minamiboso City)



#### 3 The Hishikawa Moronobu Museum

This museum exhibits the work of Hishikawa Moronobu, one of the founders of the ukiyo-e genre of Japanese art which flourished from 300 years ago, and the creator of the famous print Beauty Looking Back. You can learn about life in Japan in those days by looking at his work.

☎0470-55-4061 / ☎516 Yoshihama, Kyonan Town / ☎Entrance fee: University students and adults: 500 yen; Elementary, junior and senior high school students: 400 yen / ☎9:00 to 17:00 (doors close at 16:30.); closed on Mondays



#### 4 Sakuma Dam

Sakuma Park is about 30 minutes by car from Tateyama. Here, you can enjoy cherry trees viewing, hiking and camping. You can also walk the 2.4 kilometers around the lake, enjoying the daffodils, plum trees, Yoritomo and Yoshino cherry trees from December through April.

☎0470-55-8115 (Sakuma Dam Lake Tourist Guides) / ☎39 Okuzure, Kyonan Town



#### 7 Kamogawa Sea World

Kamogawa Sea World is the large aquarium where you can discover of underwater world and marine life. An attraction featuring Killer Whale Performance-the king of the ocean - with the splendid Pacific Ocean in the background. There are several activity programs you can enjoy such as Dolphin Performance etc.

☎04-7093-4803 / ☎1464-18 Higashi-cho, Kamogawa City / ☎Adults: 2,800 yen; Minors (4-15 years old): 1,400 yen; Seniors (65 years old and over): 2,100 yen / ☎9:00 to 17:00 (Closing time may vary depending on the season.)





# 寿司 Sushi



## 1 Tomoe-zushi

This shop's most recommended dish is sushi with Japanese parrotfish marinated in a homemade sauce, with the fish freshly caught in the nearby port of Mera.

Budai Akazuke Sushi (Japanese parrotfish red-marinated sushi): 1,260 yen



## 2 Oshare-zushi Umi no Hana

With its beautiful, delicious, well-made sushi, this shop is a favorite with the ladies.

Chef's selection (Itacho omakase-nigiri) 3,218 yen

☎0470-25-5151 / ☒First floor, Malaga Mall, West Entrance Rotary Hall, Tateyama Station / ☏Lunch (weekdays): 11:15 to 15:00 (orders close at 14:30); Weekday evenings: 17:00 to 22:00 (orders close at 21:30); Weekends and public holidays: 11:15 to 22:00 (orders close at 21:30) / Closed: Thursdays / ☑floor seating for 34, and 10 at the counter / ☑20 cars

Surrounded by Tokyo Bay and the Pacific Ocean, Tateyama is a seaside town, with rich fishing grounds and abundant catches of fresh seafood. There is a wealth of sushi restaurants in Tateyama City for you to enjoy. What kind of fish is this? What's good today? Feel free to ask the staff.



## 9 Hana-sohonten

This is a restaurant with a strict policy of using only the local catch and making the very best of it. There is a big menu, and large groups are welcome.

Boshu local catch sushi platter: 3,218 yen

☎0470-22-1385 / ☒2619-6 Hojo, Tateyama City / ☏11:00 to 22:00 / Closed: Every third Monday / ☑chairs for 36, floor seating for 90, and 10 at the counter / ☑40 cars, 1 bus



## 10 Umaiya Waka-suzu

This restaurant offers fresh fish caught by the head chef in person, in a relaxing atmosphere.

Boshu locally caught sushi platter: 2,000 yen

☎0470-23-9022 / ☒91-4 Uenohara, Tateyama City / ☏11:00 to 14:00; 17:00 to 24:00 (orders close at 23:00) / Closed: Every third Monday / ☑floor seating for 50, and 8 at the counter / ☑20 cars



## 3 O-sushidokoro Kawana

Using locally grown high-grade Koshihikari rice, our sushi is the very best of the local catch.

Ume-nigiri sushi: 1,600 yen (plus consumption tax)




## 4 Sushi-jin

This is a real old-style Tateyama sushi shop. Their popular locally caught sushi is a real treat, and people come back again and again for the fare.

Local sushi of the day: 2,400 yen  
Early closing on occasion

☎0470-22-3238 / ☒2226-4 Hojo, Tateyama City / ☏10:30 to 21:00 / Closed on occasional days / ☑30 chairs, floor seating for 70, and 12 at the counter / ☑7 cars, 2 buses (reservations required)

☎0470-36-3719 / ☒550 Fuchu, Minamiboso City / ☏11:30 to 14:00, 17:00 to 22:00 / Closed: Wednesdays / ☑floor seating for 30, and 6 at the counter / ☑8 cars, 1 bus



## 5 Mogi-sushi

Late-night sushi available; enjoy the catch of the day as the chef's special.



## 6 Hama-sushi

The sushi and sashimi here come fresh out of the tank inside the restaurant.

Local seafood sushi platter: 2,940 yen

☎0470-22-1646 / ☒1560 Tateyama, Tateyama City / ☏11:30 to 14:30, 16:30 to 21:00 / Closed: Mondays (Tuesdays if Monday is a public holiday) / ☑12 chairs, floor seating for 104, and 10 at the counter / ☑20 cars, 1 bus

☎0470-23-0016 / ☒2636 Hojo, Tateyama City / ☏18:00 to 24:00 / Closed on occasional days / ☑4 chairs, floor seating for 8, and 7 at the counter / ☑2 cars



## 7 Senpachi

This is cuisine made with love and care, using seasonal ingredients for each and every dish.

Recommended set course (fixed): 1,620 yen (regular, special and extra-special courses available)



## 8 Sushi-sho Nakagawa

Here you can enjoy old-style southern Chiba (Boshu) country-style sushi (inakazushi), served at one-and-a-half to two times the normal size.

Ita-san's special course: 2,400 yen

☎0470-22-0044 / ☒162 Nagasuka, Tateyama City / ☏11:00 to 14:00 (orders close at 13:30), 17:00 to 21:30 (orders close at 21:00) / Closed: Wednesdays / ☑floor seating for 60, and 6 at the counter / ☑8 cars, 1 bus

# Cuisine and Gifts

Here, we introduce some gourmet spots near the fishing port. There are dried fish and other marine products on sale.



## 11 Ito Daibo Kobo

The sashimi here comes straight from the fixed nets of the restaurant. Take a seat and look out at the view of the broad Pacific.

Kaisen-don (seafood rice-bowl): 1,850 yen; Namero tempura: 820 yen



☎0470-29-1221 / ☒963-1 Ito, Tateyama City / ☏9:00 to 17:00; restaurant: 11:00 to 16:00 (open until 16:30 from October to March) / Closed: Every first and third Wednesday (Closed on occasional other days) / ☑70 chairs, floor seating for 16 / ☑40 cars, 2 buses



## 12 Tateyama Nagisa Shokudo / Umi no Marché

Get the delicious first catch of the day from Nagisa Shokudo's fixed nets. Then shop at Umi no Marché for the very finest in seafood.

Seafood rice-bowl: 1,930 yen



☎0470-28-4926 (Umi no Marché) / 0470-28-4927 (Tateyama Nagisa Shokudo) / ☒Nagisa no Eki Tateyama, 1564-1 Tateyama, Tateyama City / ☏Umi no Marché: 9:00 to 18:00 / Tateyama Nagisa Shokudo: 11:00 to 15:00 (orders close at 15:00); Cafetime to 17:00 (orders close at 16:00) / Closed on occasional days / ☑70 chairs, floor seating for 20 / ☑85 cars, 4 buses



Aihama-maru  
Locally caught sashimi set meal: 1,000 yen

## 13 Fureai Ichiba Aihama-maru Oshokuji-dokoro Tomaya

Here you can find fresh seafood direct from the fishing port out front, along with dried seafood to take home for presents.

☎0470-27-4811 (Fureai Ichiba) / ☒297-88 Funakata, Tateyama City / ☏9:00 to 17:00 / Closed: Thursdays / ☑(Aihama-maru) 20 chairs, floor seating for 40 / (Tomaya) 38 chairs / ☑50 cars, 10 buses



Tomaya  
sashimi set meal with namero: 1,400 yen



Fureai Ichiba



## 14 Aihama-tei

Here you can find a wealth of fish caught locally in Aihama. You will be delighted with the extensive menu of filling dishes.

Freshly caught seafood rice-bowl: 950 yen



☎0470-28-2345 / ☒235 Aihama, Tateyama City / ☏10:00 to 17:00 / Closed: Wednesdays / ☑50 chairs, floor seating for 18 / ☑30 cars, 2 buses



# Accommodation

## Onsen (Hot Spring) Accommodations: 13 places

Here, we introduce 13 spa accommodations where you can enjoy hot springs at your leisure in Tateyama. There are a lot of places with original styles of bathing, like outdoor and individual hot spring baths, and they are proud of the delicious food they serve, too. **Note:** Prices given are the standard charge for one overnight stay with two meals included.



### Tateyama Seaside Hotel

The house's own natural spring, called Tateyama Kagamigaura Onsen, welled up in 2014. Here you can enjoy the very best of hospitality, soaking in the waters and gazing over the sun going down on Tateyama Bay. And then you can enjoy the seafood it provides.  
☎0470-22-0151 / ☎822 Yawata, Tateyama City / Number of rooms: 42 / Guest capacity: 260 / ¥ Entrance fee (without overnight stay): ¥850 (15:00 to 20:00) (except for days before public holidays and peak times) / ¥ Fee: ¥12,000 to ¥22,000



### Umi no Yuyado Hanashibuki

This is a hot spring inn for tasting, relaxing and healing. The hospitality is wonderful.  
☎0470-29-0236 / ☎233-4 Shiomi, Tateyama City / Number of rooms: 17 / Guest capacity: 89 / ¥ Entrance fee (not overnight stay): ¥800 / ☎11:00 ~ 15:00 • 18:00 ~ 21:00 / ¥ Fee: ¥15,000 to ¥24,500



### O-yado Yamamoto

Japanese in style and as elegant as an art gallery, this is a great place to treat yourself to a relaxing time.  
☎0470-22-2671 / ☎974 Numa, Tateyama City / Number of rooms: 11 / Guest capacity: 40 / ¥ Fee: ¥10,000 to ¥12,000




### O-sashimi no Yado Tarobe

The place for relaxation. Put your feet up and catch some quiet time.  
☎0470-29-1188 / ☎225 Shiomi, Tateyama City / Number of rooms: 11 / Guest capacity: 40 / ¥ Fee: ¥12,000 to ¥20,000



### Hotel Sunosaki Kazenoshō

Here you can feel the breeze, the air and the sea. You are offered a warmhearted welcome and delicious local seafood.  
☎0470-29-0301 / ☎198-1 Sunosaki, Tateyama City / Number of rooms: 14 / Guest capacity: 65 / ¥ Fee: ¥24,000 to ¥31,500



### Kyukamura Tateyama

All rooms come with an ocean view. Natural hot spring and seasonal delicacies provided.  
☎0470-29-0211 / ☎725 Kenbutsu, Tateyama City / Number of rooms: 77 / Overnight guest capacity: 242 / ¥ Entrance fee (without overnight stay): ¥700 / ☎12:30 ~ 15:00 • 18:00 ~ 20:00 (Reception desk closes 30 minutes before.) / ¥ Fee: ¥11,000 to ¥15,000



### Minamiboso Tateyama Kagamigaura Onsen rokuza

This is a resort hot spring at the farther reaches of a quiet coastline, where you can enjoy beautiful food and bathing.  
☎0470-20-5693 / ☎1672-88 Nago, Tateyama City / Number of rooms: 18 / Guest capacity: 46 / ¥ Fee: ¥15,000 to ¥30,000



### Tateyama Yuhi Kaigan Hotel

Splendid sunsets, outdoor bath, and the finest of seafood - The Minamiboso Tateyama Yuhi Kaigan Hotel.  
☎0470-23-8111 / ☎822 Yawata, Tateyama City / Number of rooms: 50 / Guest capacity: 250 / ¥ Fee: ¥11,000 to ¥21,000




### Hatoyama-so Shoan

The sea breezes and waves are the background music here. This is a gentle, healing space, surrounded by nature.  
☎0470-29-2311 / ☎787-2 Kenbutsu, Tateyama City / Number of rooms: 33 / Guest capacity: 110 / ¥ Fee: ¥14,000 to ¥16,000



### Hotel Kawabata

Enjoy meals in your room here. Views of Mt.Fuji and Oshima ... comfortable sea breezes, the beautiful sea and the very best in delicious cuisine.  
☎0470-29-0341 / ☎855 Nishikawana, Tateyama City / Number of rooms: 14 / Guest capacity: 50 / ¥ Fee: ¥10,000 to ¥20,000




### Sango no Yu Yadokari

The hot spring here is of coral water, rich in minerals and moisturizing for the skin.  
☎0470-29-1160 / ☎230 Hasama, Tateyama City / Number of rooms: 12 / Guest capacity: 30 / ¥ Fee: ¥9,000 to ¥10,000



### Heisaura Beach Hotel LANIKAI

Unique outdoor baths and private baths; it is fun to try out lots of different styles.  
☎0470-29-1100 / ☎1535 Ito, Tateyama City / Number of rooms: 38 / Guest capacity: 160 / ¥ Fee: ¥22,000 to ¥35,000



### Tateyama Onsen Senri no Kaze

Senri no Kaze offers distant views, hot spring and fine seafood.  
☎0470-28-2211 / ☎1495-1 Fujiwara, Tateyama City / Number of rooms: 38 / Guest capacity: 141 / ¥ Entrance fee (without overnight stay): ¥1000 / ☎11:00 to 15:00 and 18:00 to 21:00 / ¥ Fee: ¥11,500 to ¥25,500

## Budget Hotel

Here, we introduce two accommodations downtown, within walking distance of the station. Please inquire about the availability of meals, etc.



### Hotel Migrant

One minute on foot from JR Tateyama Station. Handy for a single overnight stay.  
☎0470-24-1122 / ☎1834-11 Hojo, Tateyama City / Number of rooms: 70 / Guest capacity: 105 / ¥ Fee: From ¥6,670



### Koda Ryokan

Warm, family hospitality. This traditional Japanese inn is proud of the food it serves, and this is a perfect place for families to stay.  
☎0470-22-3258 / ☎1837 Hojo, Tateyama City / Number of rooms: 21 / Guest capacity: 50 / ¥ Fee: From ¥5,000

## How to enjoy a Hot Spring. (Onsen)

1. Make sure to take a shower before you get in the bath.
2. Scoop some water out of the bath and splash it over yourself before you get in, so you can acclimatize yourself to the temperature of the water.
3. Slide into the water quietly.



## Hot spring Etiquette


Make sure not to let your hand towel get in the water.

Keep your hair out of the water; if it is long, tie it up.

Swimsuits are not worn in Japanese hot springs.

A hot spring is not a bath, so do not wash yourself in the water.

Before you head back to the dressing room, dry yourself off a bit with your hand towel as you get out of the water.



## Enjoying Japanese Hospitality at a Traditional Japanese Inn (ryokan)

It is a really great idea to enjoy the Japanese hospitality on offer at a traditional Japanese inn, or ryokan. At a ryokan, you can dine on the finest Japanese cuisine in an at-home atmosphere, hang out with the staff on friendly terms, bathe in hot springs that will wash all your cares and fatigue away – and then to bed, in a traditional Japanese futon.

The chambermaids at a traditional Japanese inn are called nakai-san. They are in charge of your room. If there is anything you are not sure about, they are the people to ask. The okami-san – the lady of the house – runs the whole establishment, and sets its tone. She is kind of like your mom while you are staying there. A ryokan is a place to really kick back and relax, and we strongly recommend the experience.





# In case of Emergency



## If you have been involved in a traffic accident:

First, calm down and dial 110. Tell them precisely when and where the accident happened along with your name, phone number, and car license plate number.



## If you have been robbed, involved in an incident, etc:

First, calm down and dial 110. Tell them precisely when and where the incident happened along with the situation of the damage, your name, phone number, etc.

➡ Make an emergency call to ☎ **110**



## If you have become lost or have lost something:

The "KOBAN" sign indicates a police box. Police boxes are located in crowded places such as train stations and downtown areas. Police officers are ready 24 hours a day to provide assistance.

➡ Go to a police box



## If you have become sick, injured, etc:

If you have suddenly become sick or injured and require immediate assistance, call 119 right away.



## If there is a fire:

If you are in a shop, evacuate the premises in accordance with the instructions from the employees. If you are in a hotel, make an emergency call to 119 and evacuate through the emergency exit.

➡ Make an emergency call to ☎ **119**



## If there is an earthquake:

Hide under a table to protect yourself from falling objects until the shaking stops instead of rushing outside the building. Turn on the TV or radio and find out what the situation is.

➡ Gather information from TV or radio



## How to make an emergency call to 110

- Dial 110 on your phone**
  - When calling from a public phone; pick up the receiver, press the red emergency button, and dial 110.
  - When calling from a mobile phone, stay where you are and leave the power on.
- Describe what happened and have them call an ambulance if someone has been injured.
- Calmly describe when and where the accident has occurred.



## How to make an emergency call to 119

- Dial 119 on your phone**
  - When calling from a public phone; pick up the receiver, press the red emergency button, and dial 119.
  - When calling from a mobile phone, let them know that you are using a mobile phone.
- Clearly state whether it is a fire or another emergency.
- Give them information such as the address or names of nearby buildings, and describe the conditions of any injured or ill persons

## Food and purchase

### Sushi

Sushi, a healthy food made using fish, is popular around the world. Some varieties of sushi include nigirizushi, raw seafood placed atop a bed of rice seasoned with vinegar, and makizushi, rice and other ingredients wrapped in a sheet of nori seaweed paper.

### Convenience Store

An abundant selection of goods is carried in Japanese convenience stores. Particularly appealing are the extremely fresh and delicious food on offer, including bento box lunches, onigiri rice balls, sandwiches and more.

### Noodle

Although a cuisine originally from China, this noodle dish has been arranged according to Japanese tastes, offering a flavor all its own. Noodles in hot soup come served in a large porcelain bowl.

### 100yen Shop

These are stores where goods can be bought for 100 yen (108 yen including tax). From daily necessities and stationary to decorative plants and snacks, a truly diverse range of items are available for purchase.

## Useful Numbers



### Tourist information

Tateyama city tourist Association  
..... ☎0470-22-2000  
  
Tateyama city hall  
..... ☎0470-22-3111



### Emergency

Police..... ☎110  
Fire/Emergency/Ambulance ..... ☎119



### Hospital guide

Awa area medical center  
..... ☎0470-25-5111



# "Pointing" sheet of expressions

This "Pointing" sheet shows many useful expressions that tourists can use in frequently faced situations such as restaurants, shops, trains, and so on.

## Restaurants

What are the ingredients of this dish? ..... It is .....  
この料理の素材は何ですか? ..... ですか。

beef 牛肉	pork 豚肉	chicken 鶏肉	fish 魚	shellfish 貝	vegetable 野菜	mushroom きのこ	egg 卵	milk 牛乳
------------	------------	---------------	-----------	----------------	-----------------	-----------------	----------	------------

How is this dish prepared? ..... It is steamed.  
この料理の調理方法は何ですか? ..... 蒸したものです。

roasted 焼いた	boiled 煮た	fried 炒めた	deep-fried 揚げた	steamed 蒸した	raw 生の
----------------	--------------	--------------	-------------------	----------------	-----------

Is there a recommended dish? ..... This is the recommended dish.  
おすすめ料理はありますか? ..... おすすめ料理はこちらです。

## Commercial facilities

Is tax included? ..... The tax on this is 8% ..... Tax is included.  
税金は含まれていますか? ..... 消費税が8%かかります。 ..... 税金は含まれています。

Can I buy it tax-free? ..... You can (can't) purchase this tax-free.  
免税になりますか? ..... 免税になります。(なりません)

How should payment be done? ..... I'm sorry, but you can't use a card. By cash, please.  
支払いはどうしたらいいですか? ..... 申し訳ございませんがカードはご利用になれません。現金をお願いします。

Credit card  
クレジットカード

Traveler's checks  
トラベラーズチェック

Would you send this to my hotel? ..... Certainly. Please give me the address and the telephone number of the destination.  
これをホテルまで届けてもらえますか? .....

Would you send this to my country? ..... かしこまりました。  
これを自分の国へ送ってもらえますか? ..... 送り先の住所と電話番号をお願いします。

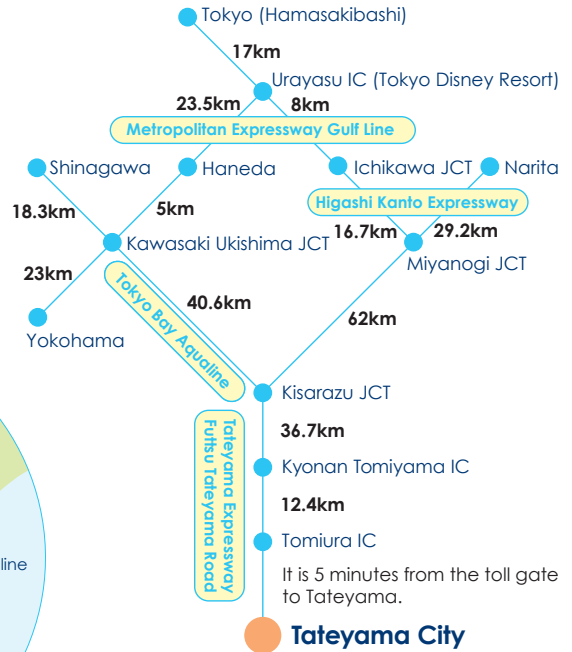
## Railway transportation

I want to go to \_\_\_\_\_, where should I get off? ..... station.  
\_\_\_\_\_ に行きたいのですが、どこで降りたらよいですか? ..... 駅です。

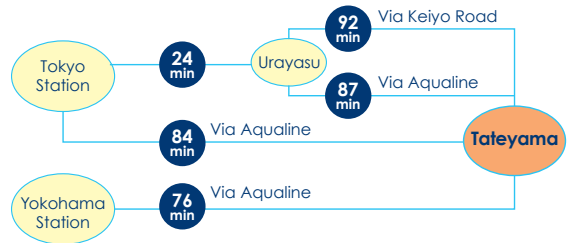
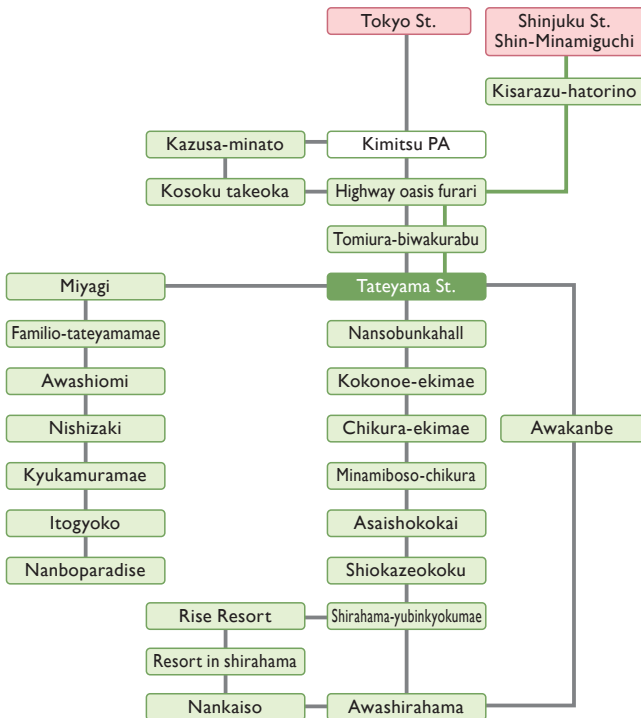
Where can I get on the train to \_\_\_\_\_? ..... Track number .....  
\_\_\_\_\_ 行きの電車はどこでのればよいですか? ..... 番線です。



**80 minutes** from Tokyo by car  
**120 minutes** from Tokyo by express bus



**Express bus route**



**From Tokyo**

**By express bus:** From JR Tokyo Station (Yaesu Entrance Bus Stop) to JR Tateyama Station takes about 2 hours.

**By train:** From JR Tokyo Station (Sobu Line; Keiyo Line) Chiba/Soga(Uchibo Line) to JR Tateyama Station takes about 2 hours and 30 minutes.

**From Chiba**

**By express bus:** From JR Chiba Station to JR Tateyama Station takes about 1 hour and 30 minutes.

**By train:** From JR Chiba Station (Uchibo Line) to JR Tateyama Station takes about 1 hour and 40 minutes.

**From Narita**

**By train:** From JR Narita Station (Narita Line) to JR Chiba Station (Uchibo Line) to JR Tateyama Station takes about 2 hours and 20 minutes.

**From Haneda Airport**

**By express bus:** From Haneda Airport Terminal 1 and 2 bus stop to JR Tateyama Station takes about 1 hour and 35 minutes.

**From Kurihama in Yokosuka**

**By Ferry:** From Kurihama Port (Kanagawa Prefecture): about 40 minutes to Kanaya Port (Chiba Prefecture); then from JR Hama-Kanaya Station (Uchibo Line) about 30 minutes to JR Tateyama Station.